

Installing the IFM Downloader software

Instruction No.: IFM_Download_001

Product: HR15/17, HR21MK2, HR28

Operation: Installing the IFM Downloader software to enable machine software updates.

Health & Safety Considerations:

Standard Practices Only

Tools Required: PC/Laptop with Window XP, Vista or 7 (32 or 64 bit) installed at a minimum.

Consumables Required:

Parts Required:

Notes/Other References: <https://www.ifm.com/gb/en/downloadarea/R360Content>

[Disclaimer](#)

All update activities should be carried out by a competent MEWP service technician adhering to standard health and safety practices.

Only install software from authorised sources and check with your IT department before attempting to install/use these instructions.

Niftylift cannot be held responsible for any damage or losses from incorrect use of these instructions.

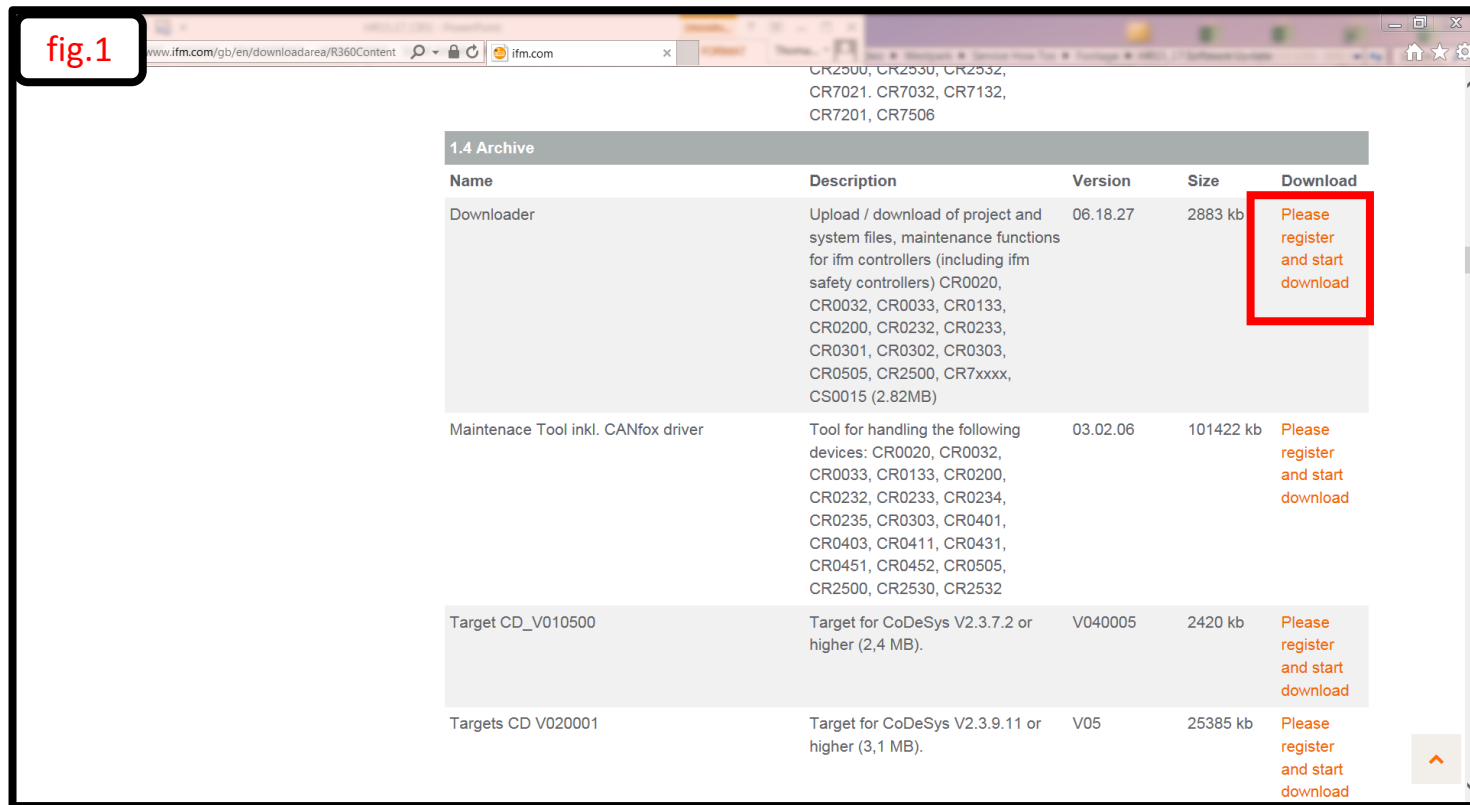
Whilst every effort has been made to include all information and details required to facilitate the above mentioned updates should you have any queries contact the Niftylift Service department via service@niftylift.com.

1. Download IFM software

Download the IFM maintenance software downloadable from the following link:

<https://www.ifm.com/gb/en/downloadarea/R360Content>

Scroll down to “Downloader” under heading 1.4 and click “Please register to start download” (fig.1).



1. Download IFM software continued

Complete the online registration form and click “register” (fig.1). Once registered log in (fig.2).

fig.1

Search term (e.g. pressure sensor or IO-Link or IFS21 or machine tools etc.)

Search

Language: English

My IFM | My Account | Product comparison | Shopping basket

Products | Industries | Technologies

Service hotline
+49 208 213 2222

Search term (e.g. pressure sensor or IO-Link or IFS21 or machine tools etc.)

Search

Login

I am already a customer

E-mail address
*****@niftylift.com

Password

Forgot your password? **Log in**

Registration

I want to become a customer

Registration data

E-mail address
*****@niftylift.com

Password

Repeat password

Personal data

Title
Mr

First name
Your first name

Surname
Your surname

Phone
Your phone number

Fax (optional)
Your fax number

Customer number (optional)
Your customer number if you already have one.

Billing address

Company
Your company

Company (did not register) (optional)
Your company (did not register)

Street and house number
Your street and house number

Address line 2 (optional)
Address second line

Post code
Your post code

Town
Your town

Phone (optional)
Your phone number

Country
Optional dropdown

Always finish the first world

Please send me your news on a regular basis.

Thank you for contacting us, the more it is important to you that we deal with your personal information with care. For this reason we thank you for your confidence and assure you that the first group of companies will keep your details with discretion. You are free at all times to withdraw your consent for receiving the newsletter by sending an email to info@niftylift.com or by sending a message to the address indicated under "contact". According to our information on data protection, the newsletter is sent with the aim of advertising the first group of companies products and services as presented herein or of a similar kind.

Privacy policy

I have read the data protection regulations and accept them.
These are our data protection regulations

Register

Warning policy | Privacy policy | An electronic file selector | House | © 2014 niftylift GmbH

fig.2

ifm Subsidiary Selection: United Kingdom/English

ifm

Service | Company | Contact

Product news | Products | Industry

Enter search term (e.g. pressure sensor or IO-Link or IFS21)

Login

I am already a customer

E-mail address
thadden@niftylift.com

Password

Forgot your password? **Log in**

Registration

1. Download IFM software continued

Once logged in scroll back down to “Downloader” under heading 1.4 and click “Download” (fig.1).

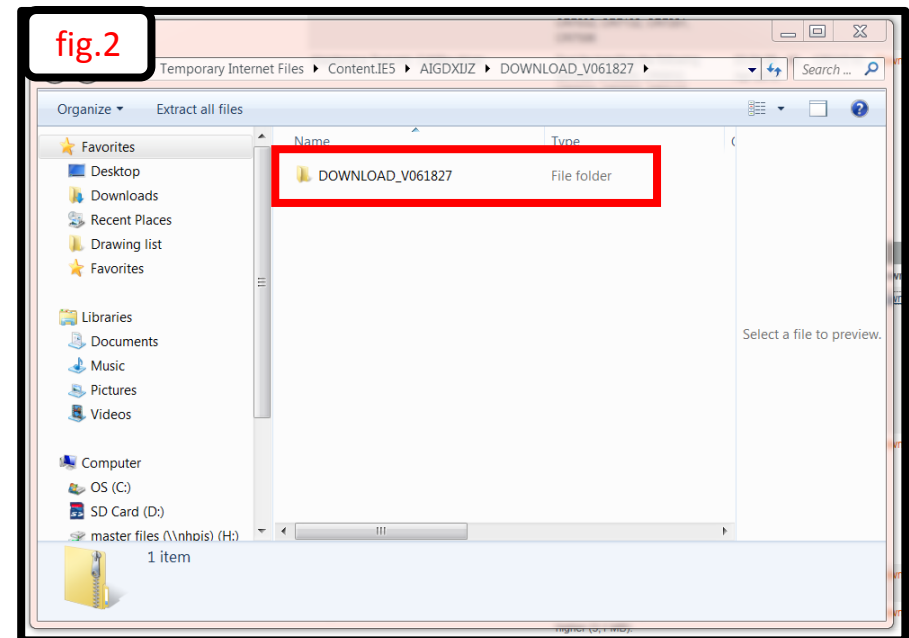
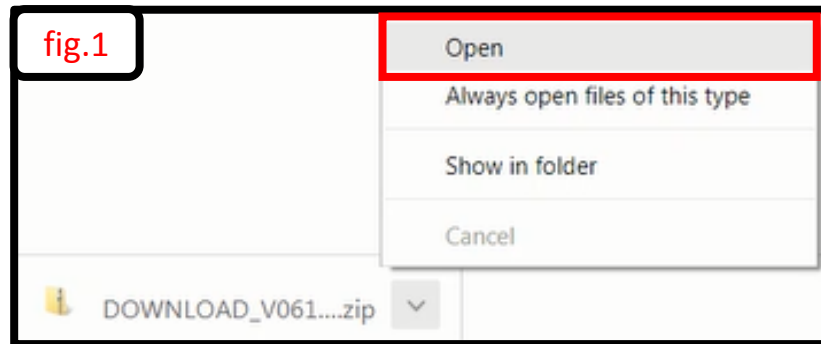
fig.1

CR7201, CR7506

Name	Description	Version	Size	Download
Downloader	Upload / download of project and system files, maintenance functions for ifm controllers (including ifm safety controllers) CR0020, CR0032, CR0033, CR0133, CR0200, CR0232, CR0233, CR0301, CR0302, CR0303, CR0505, CR2500, CR7xxxx, CS0015 (2.82MB)	06.18.27	2883 kb	Download
Maintenace Tool inkl. CANfox driver	Tool for handling the following devices: CR0020, CR0032, CR0033, CR0133, CR0200, CR0232, CR0233, CR0234, CR0235, CR0303, CR0401, CR0403, CR0411, CR0431, CR0451, CR0452, CR0505, CR2500, CR2530, CR2532	03.02.06	101422 kb	Download
Target CD_V010500	Target for CoDeSys V2.3.7.2 or higher (2,4 MB).	V040005	2420 kb	Download
Targets CD V020001	Target for CoDeSys V2.3.9.11 or higher (3,1 MB).	V05	25385 kb	Download
ecolog 100plus package	Software and documentation for programming systems ecolog 100plus v1.5.5 and v2.1	ecolog.01.00	102400 kb	Download
2. Controllers				
Name	Description	Version	Size	Download
			0 kb	Download

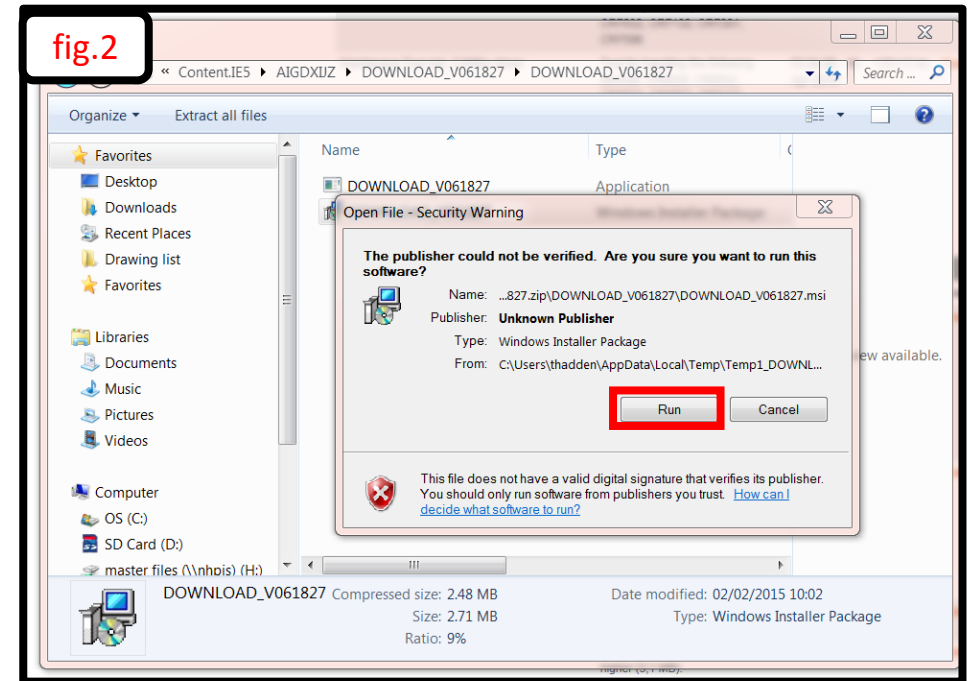
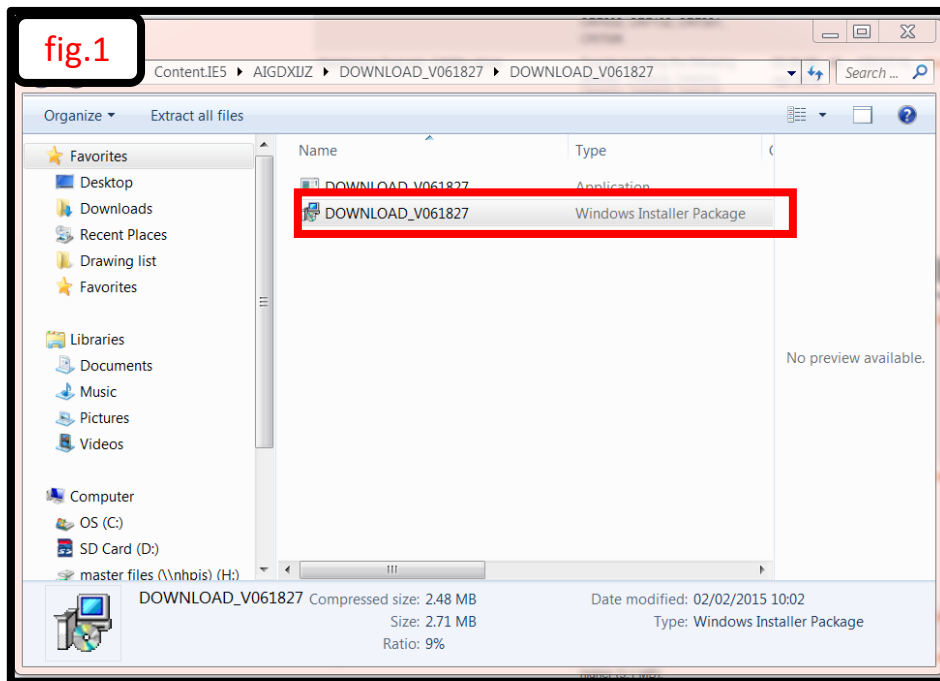
2. Install IFM software continued

When the download is complete or when prompted open the file location of the “Download” program (fig.1) and then open folder “DOWNLOAD_V01827” (fig.2).



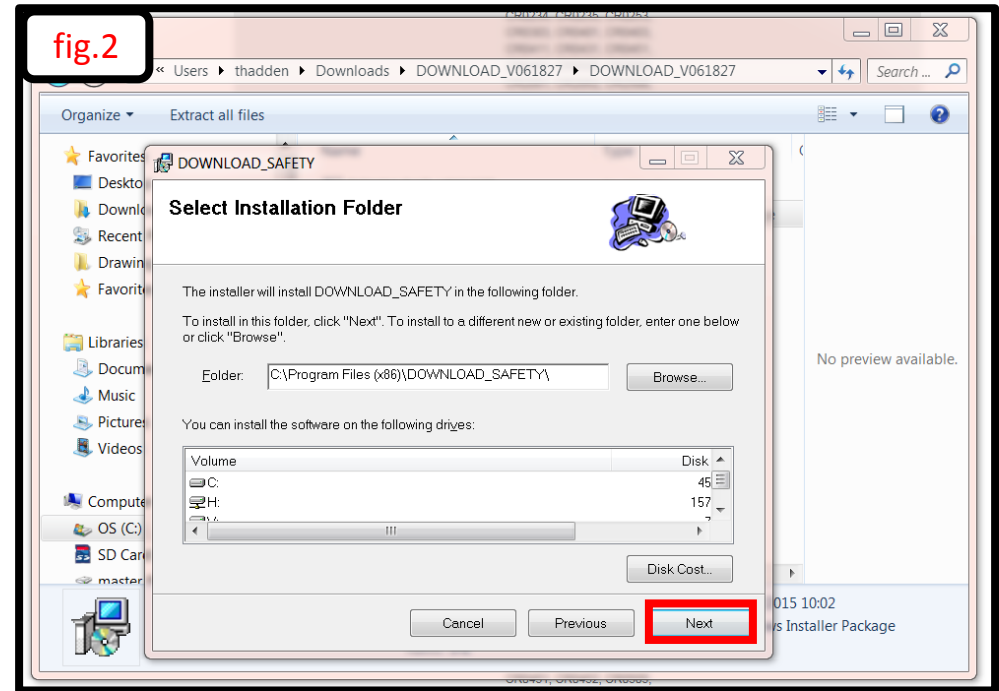
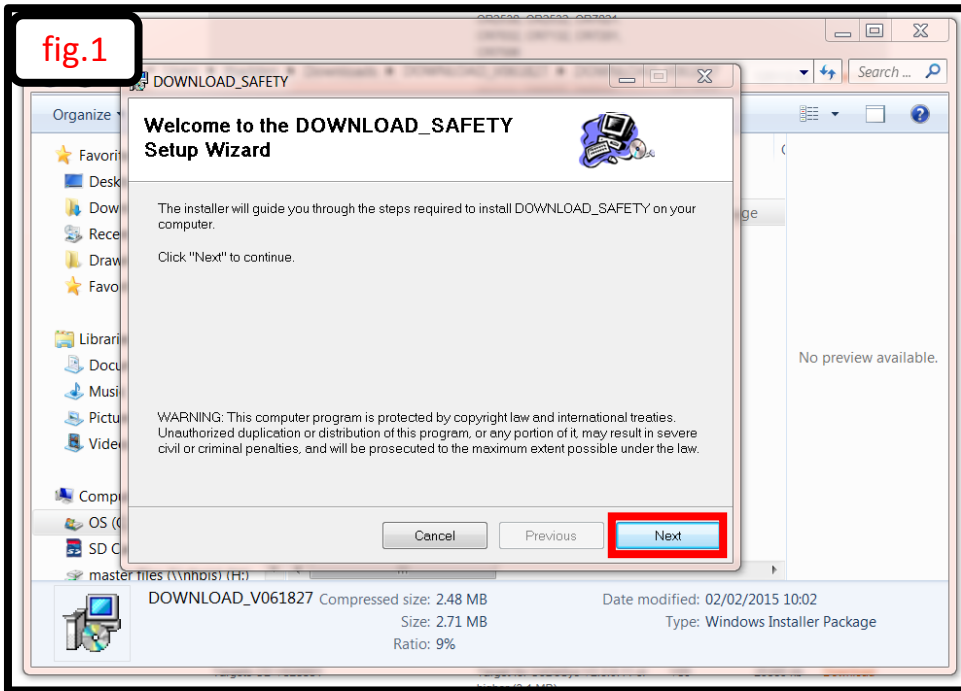
2. Install IFM software continued

Open the setup file (fig.1) and when prompted click “Run” (fig.2)



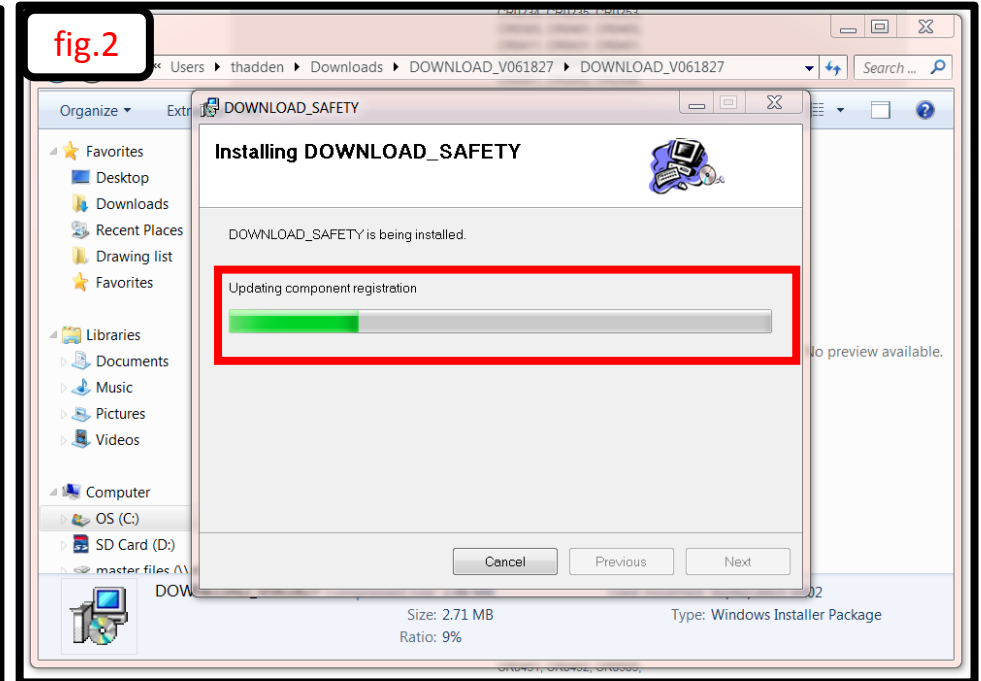
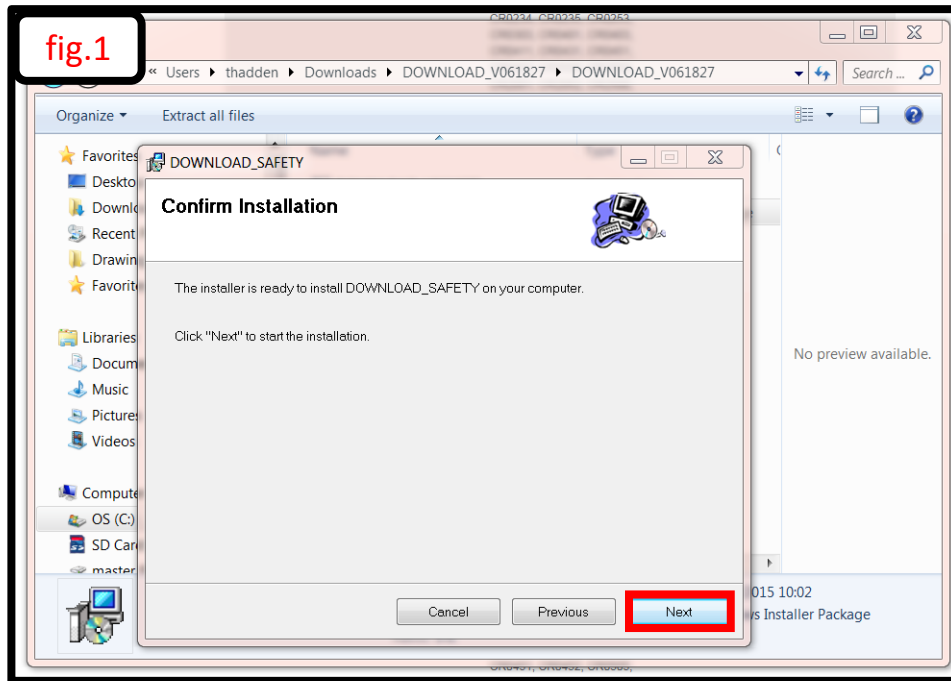
2. Install IFM software continued

Navigate through the setup wizard by clicking “Next” (fig.1) and then select your required folder location for the IFM Download program, then confirm by clicking “Next” (fig.2).



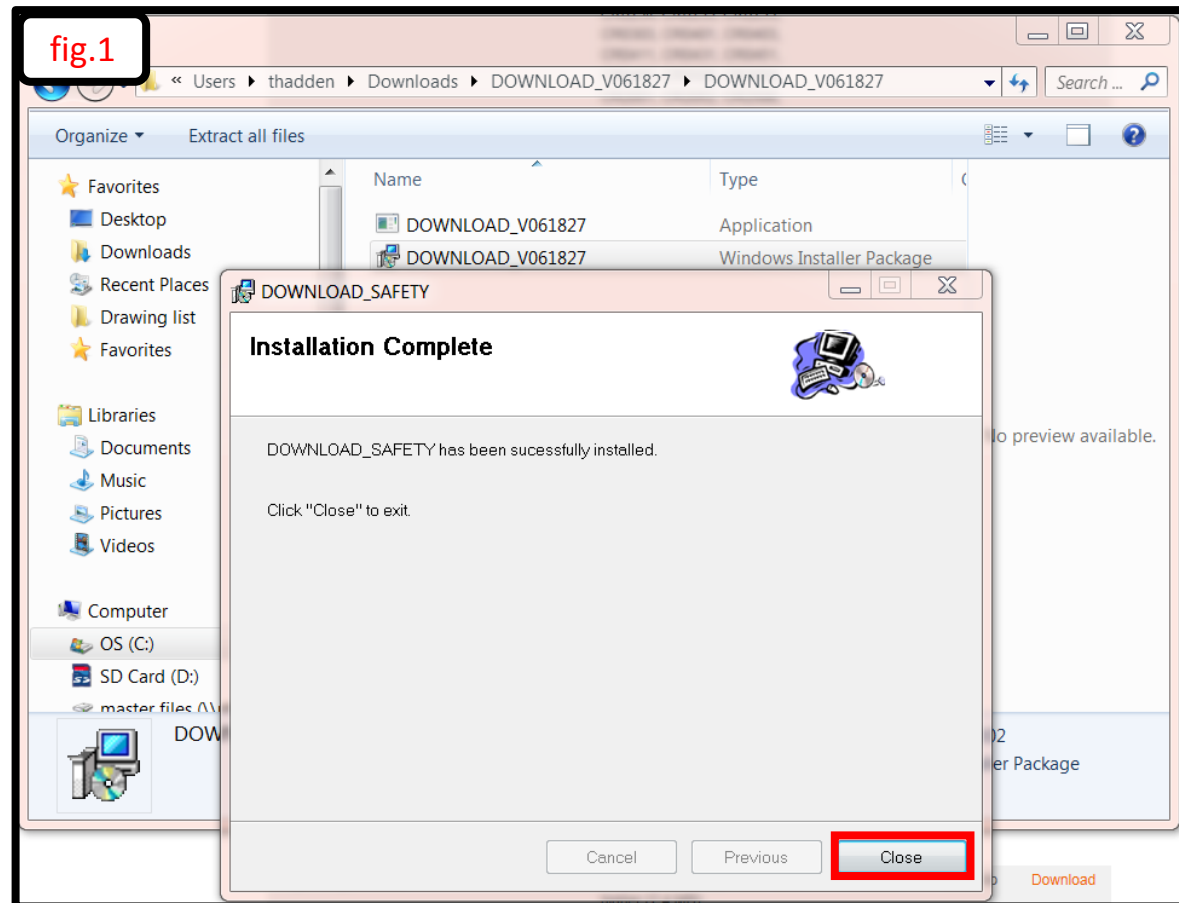
2. Install IFM software continued

Confirm the installation by clicking next (fig.1) and the program will start to install (fig.2)



2. Install IFM software continued

Once the installation is complete close the setup wizard by clicking “Close” (fig.1)



3. Opening IFM Downloader

Once the installation is complete the IFM Download program can be opened by opening the location of the installed file (fig.1) the program will the open in its own window as shown (fig.2)

